


Rose Tree Media School District Summer 2025 Reading & Math

Entering 5th Grade



Media Elementary School



Name _____

Congratulations new fifth graders!

You have worked very hard this school year and learned a lot! It is important to maintain those skills over the summer so you can start strong next year. In this booklet, you will find your summer math and reading work. Complete your summer math practice by following the directions for each page. There is space in this summer booklet to show and explain your work. There are also games to play with friends and family. You will also find your summer reading work in this booklet. Look for resources for the family and a reading log.

Have a safe and happy summer!



Summer Math Practice for Rising 5th Graders - Complete the following tasks throughout the summer. Use scratch paper when needed and copy your answers into your booklet, or use the space given on some handouts to choose your answer, show your work, and/or explain your thinking when needed.

Math Practice - Rising 5th Graders

<p><u>Place Value</u></p> <p>Write the number in expanded form.</p> <p>42,637</p>	<p><u>Addition/Subtraction</u></p> <p>$229 + 171 + 66 + 40 =$</p>	<p><u>Multiplication/Division</u></p> <p>$126 \times 8 =$</p>						
<p><u>Fractions/Decimals</u></p> <p>Shade the figure to show $\frac{4}{6}$.</p> <table border="1"><tbody><tr><td></td><td></td><td></td></tr><tr><td></td><td></td><td></td></tr></tbody></table>							<p><u>Measurement</u></p> <p>Use $>$, $<$ or $=$</p> <p>10 inches _____ 1 ft.</p>	<p><u>Algebraic Thinking</u></p> <p>$20 + 16 = \underline{\quad} \times 3$</p>

Decimal

$$\$17.46 - \$9.78 =$$

Addition/Subtraction

$$1,214 - 386 =$$

Division

$$36 \div 9 = 12 \div \underline{\hspace{1cm}}$$

Place Value

Round this number to the nearest thousand.

1,359,498

Addition

$$386 + 214 + 63 =$$

Division

$$1,356 \div 6 =$$

Fractions

Change the improper fraction to a mixed number.

$$13/6 =$$

Measurement

Use $>$, $<$ or $=$

22 inches $\underline{\hspace{1cm}}$ 1 ft. 8 in.

Algebraic Thinking

List the first five multiples of 8.

Decimals

Write .78 as a fraction.

Subtraction

$$813 - 567 =$$

Division

$$(45 \div 5) \times 3 =$$

Place Value

In the number 412,464, the four in the hundreds place is _____ times more than the 4 in the ones place.

Addition/Subtraction

$$4,126 + 2,015 =$$

Multiplication/Division

$$12 \times 34 =$$

Fractions/Decimals

Add the following:

$$2/10 + 3/100$$

Measurement

Use $>$, $<$ or $=$

20 inches _____ 2 feet

Algebraic Thinking

Write all the factors of 24.

Decimals

Compare these two numbers using one of these symbols.

$> = <$

.24 _____ .42

Addition/Subtraction

$$(56 - 28) + (112 - 73) =$$

Multiplication/Division

$$(6 \times 5) \div 3 =$$

Place Value

Write the word name.

$$600,000 + 40,000 + 5,000 + 600 + 80 + 9$$

Addition

$$100 = 63 + \underline{\hspace{1cm}}$$

Division

$$68 \div 9 =$$

Fractions

Find the sum.

$$3\frac{4}{8} + 9\frac{6}{8} =$$

Measurement

Calculate the elapsed time.

6:35 AM to 9:08 AM

Algebraic Thinking

Below is a set of cubes.

G	Y	G	Y	G	Y
---	---	---	---	---	---

What color is the 33rd cube?

Decimals

Find the sum.

$$6.13 + 5.08 + 2.7 =$$

Subtraction

Estimate.

$$79,868 - 41,235 =$$

Multiplication

$$56 \times 8 =$$

Place Value

Order from least to greatest.

6,310; 63 hundreds; $6,000 + 300 + 3$

Addition/Subtraction

\$45.61
23.87
+ 11.09

Multiplication/Division

There are 14 baseball teams in East Side Little League. Each team has 16 players. How many kids play baseball for East Side Little League?

Fractions/Decimals

Write a fraction that represents the number of circles in the set.



Measurement

Choose the best answer.

The amount of milk in your glass.

Ounces Gallons

Algebraic Thinking

Input	3	6	9	7	5
Out-put	16	34	52		

Rule:

Fractions/Decimals

Write the given fraction as a decimal.


$\frac{4}{5} =$

Subtraction

$225 - 45 = \underline{\hspace{2cm}}$

Division

$\$44.00 \div 8 =$



Math Card Games



If you have a deck of cards, you can play any of these games and practice your math while you're having fun!

Go Fish: (addition) Use a deck of cards from 0-10 (Take out the face cards and have wild cards be 0 and Aces be 1). Play "Go Fish" to add numbers up to 10. (Ex: Sally has the number 4, so she asks her mother for the number 6 because $4+6=10$.)

War: (addition or multiplication) Divide the deck of cards evenly. Each player will put out two cards and add them together. Whoever has the highest sum will take all cards. The object is to take the whole deck. This can also be done with multiplication. Whoever has the highest product will take all cards.

Number Family Rummy: (fact families) Use a deck of 40 cards: Four suits of ace through ten. The goal is to make families of three cards that are related by addition or subtraction. For example: 5, 5, and 10 are a family because $5+5=10$, and $10-5=5$. 6, 3, and 9 are a family because $6+3=9$, $9-6=3$, and $9-3=6$. Shuffle the deck and deal 6 cards to each player. Place the remaining cards face down in a pile. If you have any families of cards, place them aside. If you don't have any families, you may draw one from the pile and discard one of your own. You may also discard the one that you picked up, if you don't want it. The first player to get rid of all 6 cards (2 fact families) is the winner. Remember that the ace equals one.

Flip Up: (addition or multiplication)

This game is played by two people with a deck of cards. Remove the jokers and face cards. Shuffle the deck and deal the cards face down. Each player flips over a card from his or her pile. The first player to call out the correct answer (can be sum or product depending on focus skill) gets to collect the flipped over cards. If a player calls out the wrong answer the other player gets the cards. Players continue until all the cards have been flipped over. The winner is the player with the most cards at the end.

Make 10: (addition)

Remove the face cards from a deck. Deal 12 cards face up. Players take turns finding and removing combinations of cards that add up to 10. When both the players agree that no more tens are possible, more cards are dealt. This game helps students recognize parts of 10, an important step in learning to add and subtract base 10 numbers.

Flash: (like Headbands) (addition/subtraction or multiplication/division) In this game for three players, one student is the leader and the other two are the players. The two players each draw a card and, without looking at it, hold it up to their foreheads so that everyone else can see it. The leader announces the sum (or product if doing multiplication) of the two cards. Each player must figure out which card is on his or her own forehead. When both players have figured out their cards, a new leader is chosen and the game continues. Try playing this game with four or five players for a challenge!

Build a Number: (multiple operations - similar to the game "24") When playing this game with younger children, remove the face cards; with older kids, make Jacks worth 11, Queens 12 and Kings 13. If your deck has Jokers, make them worth 0.

Each group of 2-5 students selects a target number from 1-30. Five cards are then flipped face up, and the object is for students to make a number sentence using all five cards with any operations to reach the target number.

For example, suppose the target number is 20 and the cards in play are 5, 5, 6, 2, and Ace (worth 1). One winning combination is: $5 \times 2 + 5 + 6 - 1 = 20$. Another is $(6 \times 5) - (2 \times 5 \times 1)$. Also, $(6 \div 2) \times 5 + (5 \times 1)$ works, as do many more.

The first player to find a winning combination keeps the cards and chooses the next target number. If no combination is found in about a minute, flip over another card and try to make a combination using six cards.

To keep the game fair for players of different abilities, introduce the rule that if a player hasn't made a combination in three rounds, he or she may make combinations using four of the five cards; other players must use five.

Multiplication Zone: (multiplication and estimation)

This game for two to four players encourages the use of multiplication facts and estimation. Jacks are worth 11, Queens 12 and Kings 0 or 13. Each player is dealt 10 cards.











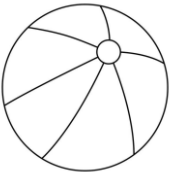
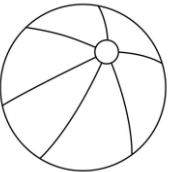
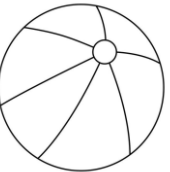
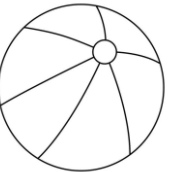
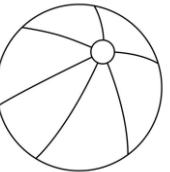










A card from the remaining stack is flipped face up. Its value is multiplied by 10, and players try to find a pair of cards whose product is in that "decade." For example, if the flipped card is a six, then the zone is any number in the sixties (60-69), so a winning pair would be 9 and 7 (product 63) or 12 and 5 (product 60), etc.

Any player who can make a pair removes those cards from his or her hand. Play continues until one player's hand is empty.




Math Facts Goals Sheet

Directions: Fill in one square every time you practice your math facts for at least 5 minutes.

Math Facts Practice Chart

Directions: Write your initials in one circle every day that you practice math facts.



1. **Ask your child math facts**

Ask your child math facts as you are making dinner or riding in the car.

2. **Roll the Dice**

Borrow the dice from your favorite board game. Practice adding, subtracting, multiplying or dividing the amounts on its faces.

3. **Play Math Bingo.**

Make up your own board. Use math fact cards to see if you can get Bingo!

4, **Get Hands-on**

Use items like Cheerios, marbles, or pencils. Put them in small groups and count them.

5. **Use Cards**

Use cards from your Uno or Go Fish games. Add, subtract or multiply them.



6. **Race to 100**

Borrow a set of dice from another game. Roll the dice, then add or multiply the numbers. Record your score. The first person to get to a predetermined number, like 100, wins.

8. **Create a Math Concentration Memory game.**

Use math facts cards or make your own with index cards. Place the cards down. Each player turns over two cards to see if there is a match.

9. **Skip Counting**

Counting by 2s, 5s, 10s, and so on can be fun to do together as your child hears patterns in numbers. You can also show the skipping on a hundred chart.

Name: _____ Date: _____									
Hundred Chart									
1	2	3	4	5	6	7	8	9	10
11	12	13	14	15	16	17	18	19	20
21	22	23	24	25	26	27	28	29	30
31	32	33	34	35	36	37	38	39	40
41	42	43	44	45	46	47	48	49	50
51	52	53	54	55	56	57	58	59	60
61	62	63	64	65	66	67	68	69	70
71	72	73	74	75	76	77	78	79	80
81	82	83	84	85	86	87	88	89	90
91	92	93	94	95	96	97	98	99	100

10. **Math Toss**

Toss a balloon or ball around the room with your child. As you toss, call out a math fact. The goal is for him to call out the answer

before passing it on.

11. Fact of the Day

If your child is having difficulty with just a few facts, choose one of them at a time and make it the “fact of the day.” Post the fact in a place where it will be seen often. Then ask your child frequently during the day to tell you the answer.

12. **Dominoes Fun** - Each pair gets 20 dominoes. Turn over two at a time. Add, subtract or multiply the dots. The person with the higher number gets to keep all four dominoes.



Get to Zero



This game provides students practice subtracting from 999.

Materials:

- Three dice
- Paper and pencil

Game instructions:

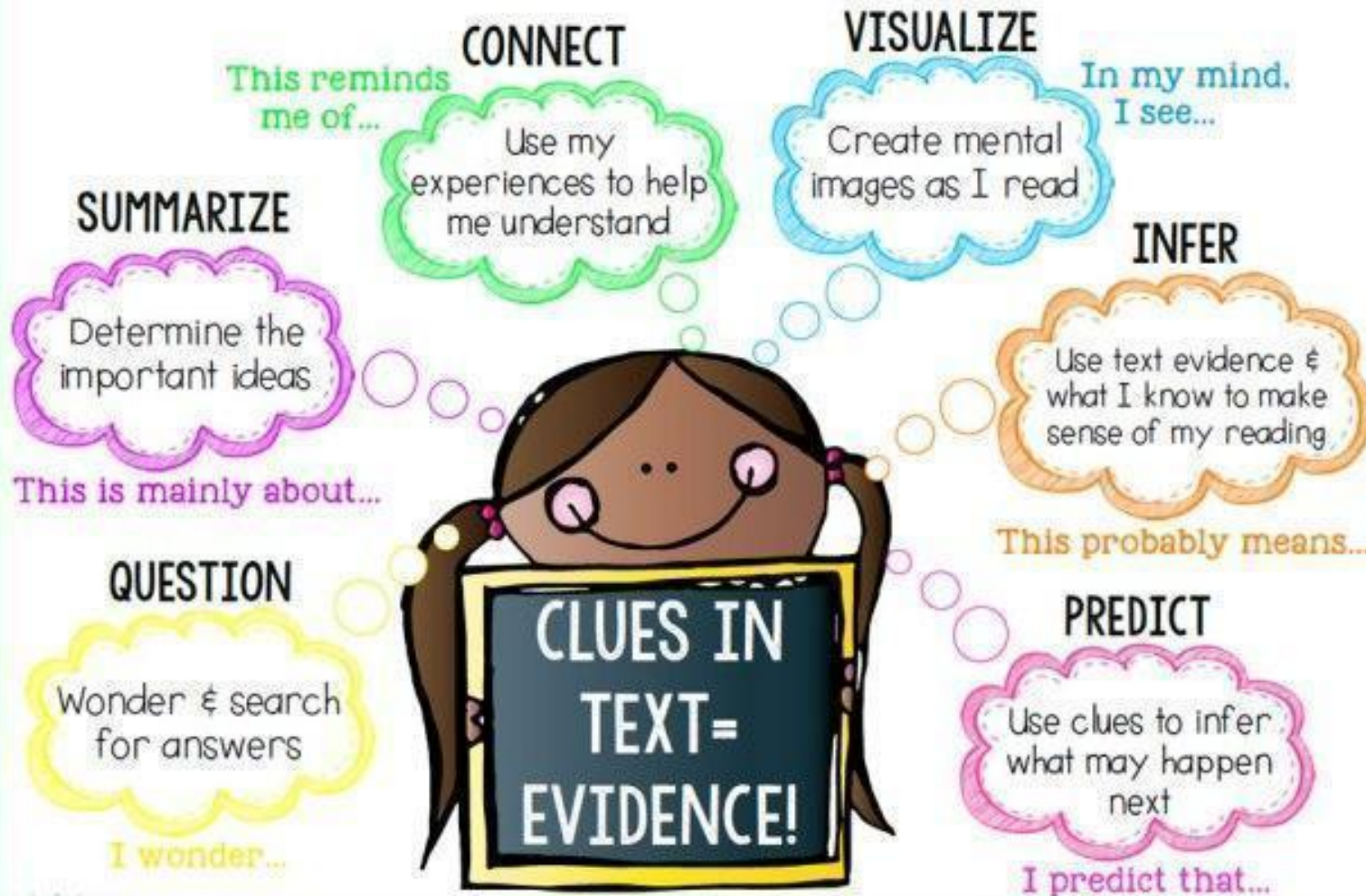
1. On a sheet of paper, each player needs to write his or her names and the number 999 under them.
2. A player rolls the three dice, then arranges the three numbers in some order and subtracts that 3-digit number from 999 (for example, 235, 352, 532 and so on). The other players should also check the player's work.
3. The players take turns rolling the die to make their special number and subtracting that number from their total.
4. The winner is the first player to reach 0, but they must get to 0 exactly!

Note: At any time, a player may choose to roll only one or two dice instead of three dice. If the only numbers a player can make are larger than his remaining score, the player loses this turn.

Summer Reading Family Resources and Reading Log



READING IS THINKING!





ASKING THE RIGHT QUESTIONS

When reading with your child, check for understanding by asking questions. Don't just ask questions at the end, it's important to check for understanding before, during and after reading. Here are some questions to ask!

BEGINNING	MIDDLE	END
<ul style="list-style-type: none"><input type="checkbox"/> What do you think will happen in this story?<input type="checkbox"/> What might be the problem?<input type="checkbox"/> Where may be the setting of the story?<input type="checkbox"/> What do you know about this topic?<input type="checkbox"/> What does this story make you think of?<input type="checkbox"/> What are you wondering?<input type="checkbox"/> What does the title tell you?	<ul style="list-style-type: none"><input type="checkbox"/> What do you think will happen next?<input type="checkbox"/> What can you tell me about the story so far?<input type="checkbox"/> How do you feel about the story so far?<input type="checkbox"/> What questions do you have?<input type="checkbox"/> Why do you think the character did that?<input type="checkbox"/> What would you have done?	<ul style="list-style-type: none"><input type="checkbox"/> What was the title?<input type="checkbox"/> What was the problem/solution in the story?<input type="checkbox"/> Why do you think the author wrote this book?<input type="checkbox"/> What was your favorite/least favorite part?<input type="checkbox"/> What would you change about the story?<input type="checkbox"/> What will happen next?

10 WAYS TO BUILD VOCABULARY

1

Word of the Day:

Choose a new word each day to be the word of the day. Teach your child what it means. Use it for them throughout the day and encourage them to use it too!

2

Board Games:

Play board games that focus on using words such as Apples to Apples, Taboo, Blurt, Scattergories, or Boggle. Ask your child to use the words in a sentence. If they can't, model it for them.

3

Go Digital:

There are many different websites and mobile device applications (apps) that help kids practice new vocabulary. Check out these: Tiny Hands First Words, Bugs and Buttons, Endless Alphabet, Peek-a-boo Barn, My PlayHome.

4

Detective:

Find a word in a book that you don't know. Write it down, use the dictionary to look up the meaning. Try using the clues from the story to figure it out before you read the definition.

5

The Alphabet Game:

Give your child a category (ex. girl's names, foods, animals, etc.). Challenge them to the alphabet game. Go back and forth saying a word for each letter of the alphabet. A-alligator, B-bear, C-cat, D-dog, until someone can't think of anymore.

6

Make Your Own Dictionary:

Use a notebook or journal to make your own dictionary. Draw pictures to help you remember what the words mean instead of definitions.

7

Describe it:

How many words can you think of to describe it? While eating breakfast, lunch or dinner challenge your kiddo to describe how the food tastes, feels, smells or sounds using as many adjectives as they can.

8

Don't Say it!:

While riding in the car or sitting at home designate a "no-no" word that you can't say for the day (for example, mom or go). Instead of saying the word they must use a synonym.

9

Word Jar:

Create a word jar of words that are tricky when reading at home. Choose one word from the jar each week to learn and use in conversation.

10







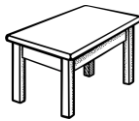






Cut it Up:

Take an old newspaper or magazine and cut up words that are tricky to read. Glue them into a journal or on a piece of paper. Look up the definitions and use them in a sentence.

Created By: Deana Kahlenberg

Directions: During the months of June, July, and August, cross off or color in a square each time you give one of the following reading suggestions a try. How many times can you get "five in a row"? Can you fill the entire board?















June 2025


Read outside.	Read a book with a number in the title. 2 4 9 3 5	Read a book written by a favorite author.	Read to a pet. 	Read while listening to music. 
Read while it's raining. 	Read with sunglasses on. 	Read in a bathtub.	Read a mystery. 	Read a book with an animal on the cover.
Your choice!	Read in the dark with a flashlight. 	Read under a table. 	Read while eating a snack. 	Read while lying down.
Read a fantasy story. 	Read a book of jokes or riddles.	Read while wearing a hat. 	Read with a friend.	Read a book that is humorous. 
Read with a stuffed animal. 	Read with someone you love. 	Read with an accent.	Your choice!.	Read a book with a name in the title.




July 2025














Read a scary or suspenseful book.	Read a book that has the word “the” in the title.	Read a book in a series.	Read with someone older than you.	Build a fort and read inside. 
Read while eating fruit. 	Read with a stuffed animal. 	Read while sitting under a tree. 	Your choice!	Read a book recommended to you by a friend.
Read while wearing red, white, and blue. 	Read a biography.	Read with a family member. 	Read right before you fall asleep.	Record yourself reading aloud. 
Read a book that has a child as a main character.	Read a book on Zoom with a friend or family member.	Read while eating breakfast. 	Read while sitting backwards on a chair. 	Read a book involving sports. 
Read in bed. 	Your choice!	Read in the dark with a flashlight. 	Read while having a picnic. 	Read on a couch. 



August 2025



<p>Read in your pajamas.</p>	<p>Read a book by an author you've never read before.</p>	<p>Your choice!</p>	<p>Read while eating ice cream.</p> 	<p>Read a story that took place long ago.</p>
<p>Read at a park.</p> 	<p>Read a magazine or news article.</p> 	<p>Read a book that makes you laugh.</p>	<p>Read some poems.</p>	<p>Read with someone younger than you.</p>
<p>Read a book you loved when you were little.</p>	<p>Read with a whisper voice.</p>	<p>Read with a stuffed animal.</p> 	<p>Read while enjoying a drink.</p> 	<p>Read when you first wake up.</p> 
<p>Read in your mom or dad's bed.</p> 	<p>Read an entire book in one sitting.</p>	<p>Read like a storyteller.</p>	<p>Read to a pet.</p> 	<p>Hold a spoon and pretend to read into it like a microphone.</p>
<p>Read in the shade.</p> 	<p>Read an adventure book.</p>	<p>Read two chapters.</p> 	<p>Read under an umbrella.</p> 	<p>Your choice!</p>

HOW TO GET BOOKS...FROM HOME!

If you don't have a library card, get one here: <https://charlotte.delco.lib.pa.us/selfreg>!

The screenshot shows a web browser window with the URL charlotte.delco.lib.pa.us/selfreg. The page is titled "Welcome to Patron Self Registration for Delaware County Libraries!". It contains a list of instructions for registration, including a note about access to e-books, e-audio books, e-magazines, and research databases. Below the instructions is a form titled "Please enter the following information: (* means required field)". The form fields are: First name (*), Last name (*), Address (*), City, State ZIP (*), Phone (*), Birthdate (*), and Email (*). Each field has a corresponding input box and a placeholder text indicating the format (e.g., (123 Street Name), (City, PA XXXXX), (XXX-XXX-XXXX), (MM-DD-YY)).

In order for free access with a DCLS library card, patrons have to go through the www.delcolibraries.org website.

-->Click Explore Resources.

-->Scroll through the resources & click on the ones of interest.

Our highest recommendations for sites to get books are:

[BookFlix](#)

[Hoopla](#)

[TrueFlix](#)

[Tumblebooks](#)

[Virtual Storytime](#)

[World Almanac for Kids](#)

[NoveList K-8](#) - book lists & reviews

Summer Reading Log

Log the minutes you read.

[illegible]

Log the minutes you read.

[illegible]

Log the minutes you read.

[illegible]

Log the minutes you read.

[illegible]

Log the minutes you read.

[illegible]

Log the minutes you read.

[illegible]


Log the minutes you read.

[illegible]

Log the minutes you read.

[illegible]

Congratulations!
You are a
Math and
Reading



Champion!